



VPS421-V (green / black)

100:1 Voltage Probe Set, 150 MHz

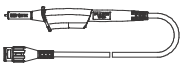



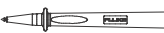
Double insulated, safety designed probe with shrouded 4 mm tip, for ScopeMeter 190-xxx models and MDA-500 series

1000 V CAT III / 600 V CAT IV rated

- 100:1 Voltage Probe, with safety shrouded 4 mm tip 1 green / black
- Hook Clip for 4 mm shrouded Probe Tip 1 black
- Reference Lead with 4 mm Banana Plug 1 black
- Alligator Clip for 4 mm Banana Plug 2 black
- Test Probe for 4 mm Banana Plug 1 black

Specification

Attenuation: 100x
 Bandwidth: 150 MHz
 Max. Input Voltage between Probe Tip and reference lead:
 1000 V CAT III / 600 V CAT IV
 2000 V for floating measurements
 (See Figure 1 on rear for derating curve)
 Max. Voltage between reference lead and ground:
 1000 V CAT III / 600 V CAT IV
 (See Figure 2 on rear for derating curve)
 Input Resistance: 100 MΩ
 Input Capacitance: 5.2 pF
 Cable Length: 1.2 m (3.9 ft)
 Safety: IEC / EN 61010-031
 UL 61010-031
 CSA C22.2 No. 61010-031
 Max. Altitude: 3000 m
 Pollution Degree: 2
 Protection Class: II (double insulation)
 Specification of probe is valid only when used with Fluke ScopeMeter 190-xxx models and MDA-500 series.

Typenumber						
VPS421-R	100:1 Voltage Probe Set, 150 MHz, red/black, 4 mm tip	○				
VPS421-B	100:1 Voltage Probe Set, 150 MHz, blue/black, 4 mm tip		○			
VPS421-G	100:1 Voltage Probe Set, 150 MHz, grey/black, 4 mm tip			○		
VPS421-V	100:1 Voltage Probe Set, 150 MHz, green/black, 4 mm tip				●	
RS421	Replacement Accessories for VPS421 probe sets					○
Contents					▼	
	Voltage Probe, with safety shrouded 4 mm tip	1 rd/ bk	1 bl/ bk	1 gr/ bk	1 gn/ bk	
	Hook Clip for 4 mm shrouded Probe Tip	1 bk	1 bk	1 bk	1 bk	1 bk
	Reference Lead with 4 mm Banana Plug	1 bk	1 bk	1 bk	1 bk	1 bk
	Alligator Clip for 4 mm Banana Plug	2 bk	2 bk	2 bk	2 bk	2 bk
	Test Probe for 4 mm Banana Plug	1 bk	1 bk	1 bk	1 bk	1 bk

Legend:
 rd = red gr = grey bl = blue bk = black gn = green



Instrument
 Accessory
 (E180494)
 mc-e



RoHS
 COMPLIANT



Please Recycle

For more information about Fluke products,
 visit us at the web: www.fluke.com

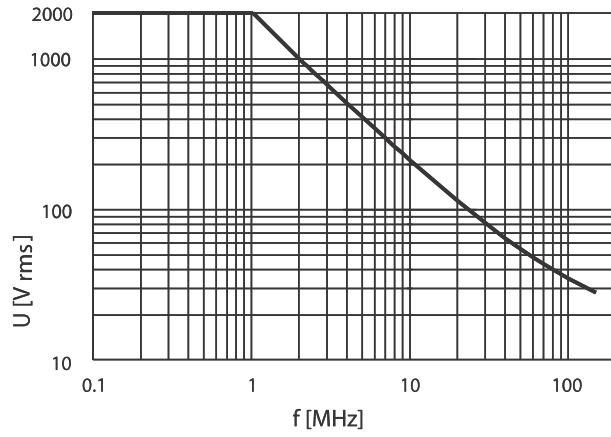
© 2019 Fluke Corporation
 All rights reserved.
 Made in Germany

index b

VPS421: Max Input Voltage



Figure 1 **Input Voltage versus Frequency - Derating Curve**
(probe tip to probe reference voltage)



Max Voltage to ground

Figure 2 **Safe Handling Derating Curve**
(probe reference to earth ground)

